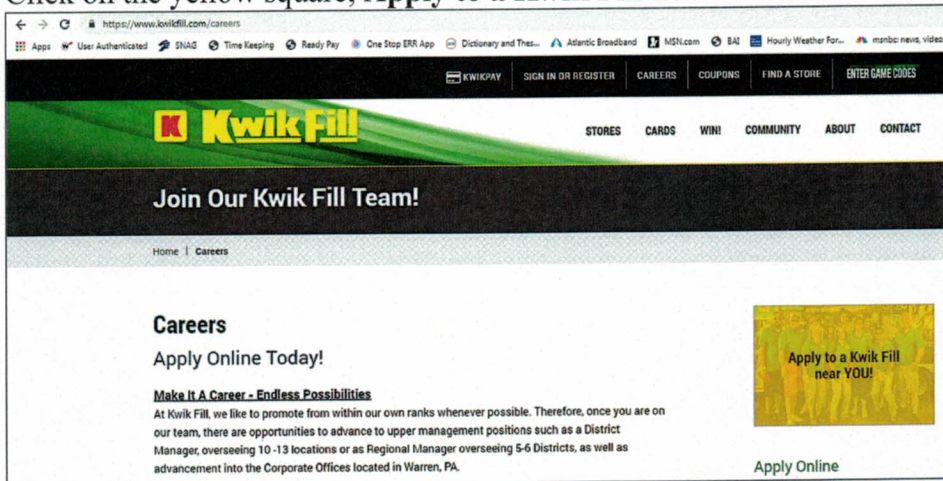


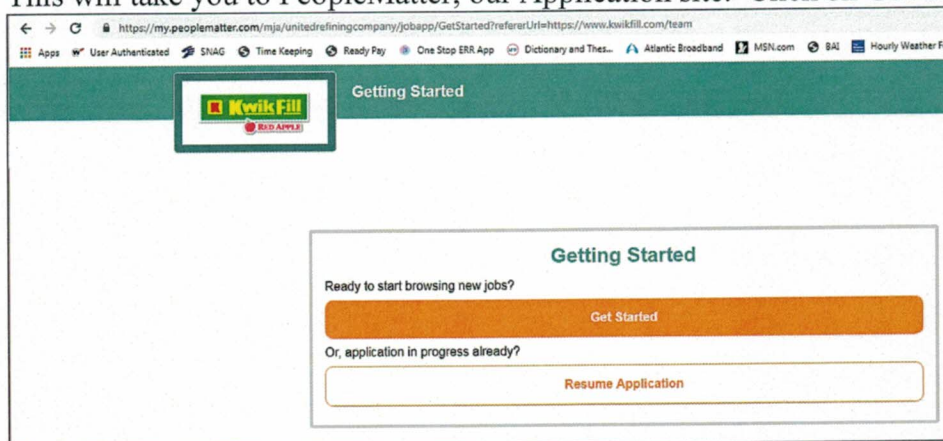
HOW TO START THE APPLICATION PROCESS

Click on the yellow square, **Apply to a Kwik Fill near YOU?**



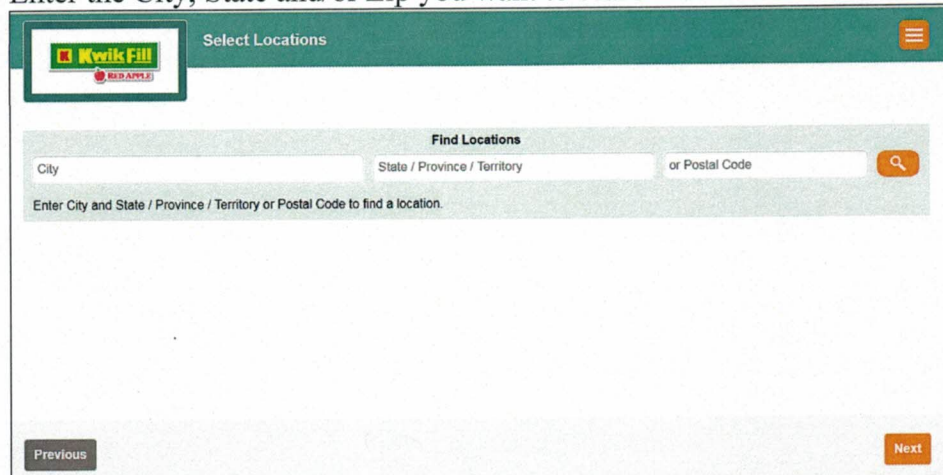
The screenshot shows the Kwik Fill careers page. At the top, there is a navigation bar with links for Kwik Pay, Sign In or Register, Careers, Coupons, Find a Store, and Enter Game Codes. Below this is the Kwik Fill logo and a secondary navigation bar with links for Stores, Cards, Win!, Community, About, and Contact. The main heading is "Join Our Kwik Fill Team!". Underneath, there is a "Careers" section with the sub-heading "Apply Online Today!". A yellow square button with the text "Apply to a Kwik Fill near YOU!" is highlighted. Below the button is an "Apply Online" link. The page also contains text about career advancement opportunities.

This will take you to PeopleMatter; our Application site. Click on **Get Started**.




The screenshot shows the PeopleMatter application site. The page has a green header with the Kwik Fill logo and the text "Getting Started". Below the header, there is a section titled "Getting Started" with the question "Ready to start browsing new jobs?". There is a large orange button labeled "Get Started". Below this, there is a section titled "Or, application in progress already?" with a button labeled "Resume Application".

Enter the City, State and/or Zip you want to search and click **Next**.



The screenshot shows the location selection page. The page has a green header with the Kwik Fill logo and the text "Select Locations". Below the header, there is a section titled "Find Locations" with three input fields: "City", "State / Province / Territory", and "or Postal Code". There is a search icon to the right of the input fields. Below the input fields, there is a text prompt: "Enter City and State / Province / Territory or Postal Code to find a location." At the bottom of the page, there are two buttons: "Previous" and "Next".

This will bring up a list of locations. You may choose multiple locations.

Find Locations		
Warren	PA	16365
	<input checked="" type="radio"/> distance in miles	<input type="radio"/> distance in kilometers
<input checked="" type="radio"/>	1 Miles - Kwik Fill #M0144	600 Penna. Ave. East Warren, PA 16365
<input checked="" type="radio"/>	1 Miles - Kwik Fill #M0186	201 Hickory Street Warren, PA 16365
<input checked="" type="radio"/>	1 Miles - Kwik Fill #M0139	2351 Market Street Warren, PA 16365
<input checked="" type="radio"/>	2 Miles - URC Corporate Office	15 Bradley Street Warren, PA 16365
<input checked="" type="radio"/>	2 Miles - Warren Pennsylvania Plant	15 Bradley Street Warren, PA 16365
<input checked="" type="radio"/>	3 Miles - Kwik Fill #M0371	4170 Market Street Warren, PA 16365
<input checked="" type="radio"/>	4 Miles - Kwik Fill #S0991	2016 Penna. Ave. East Warren, PA 16365
<input checked="" type="radio"/>	6 Miles - Kwik Fill #S0990	6 Penna. Ave. East Warren, PA 16365
<input checked="" type="radio"/>	9 Miles - Kwik Fill #M0129	27630 Route 6 Youngsville, PA 16371
View More Available Locations		

Once you've chosen the locations, click **Next**.

<input checked="" type="checkbox"/>	4 Miles - Kwik Fill #S0991	2016 Penna. Ave. East Warren, PA 16365
<input checked="" type="checkbox"/>	6 Miles - Kwik Fill #S0990	6 Penna. Ave. East Warren, PA 16365
<input checked="" type="checkbox"/>	9 Miles - Kwik Fill #M0129	27630 Route 6 Youngsville, PA 16371
View More Available Locations		
Previous		Next

This will bring up a list of positions at each location. You may choose multiple positions, then click **Next**.

Kwik Fill #S0991 - 2016 Penna. Ave. East	
<input checked="" type="checkbox"/> Assistant Manager	More Information ▾
<input type="checkbox"/> Cashier / Attendant	More Information ▾
<input type="checkbox"/> Maintenance	More Information ▾
<input type="checkbox"/> Shift Leader	More Information ▾

Kwik Fill #S0990 - 6 Penna. Ave. East	
<input checked="" type="checkbox"/> Assistant Manager	More Information ▾
<input type="checkbox"/> Cashier / Attendant	More Information ▾
<input type="checkbox"/> Maintenance	More Information ▾
<input type="checkbox"/> Shift Leader	More Information ▾

[Previous](#) [Next](#)

This will take you to the screen where the application begins.

Application to Kwik Fill

Complete the top portion—it's how we keep your applications secure.

First Name*	Last Name*
<input type="text"/>	<input type="text"/>
Birth Month*	Birth Day*
<input type="text" value="Choose option"/>	<input type="text" value="Choose option"/>
Enter 4 digit PIN*	Verify 4 digit PIN*
<input type="text"/>	<input type="text"/>

This PIN is used to revive your application if you need to come back anytime.